


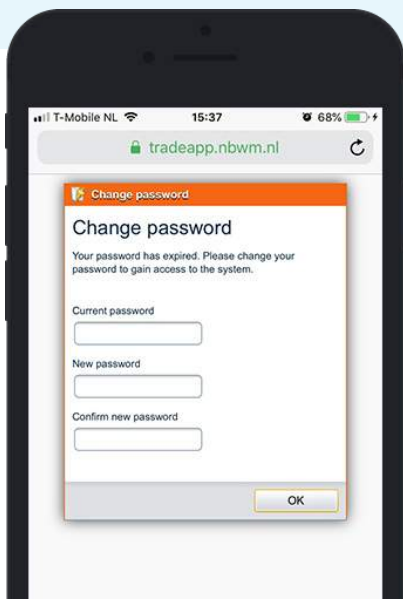


Enabling and downloading the Trader web app for iPhone & iPad

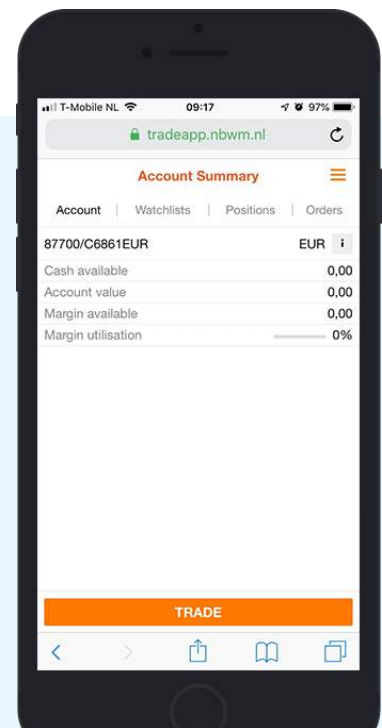
1. Go to your internet browser and enter the URL

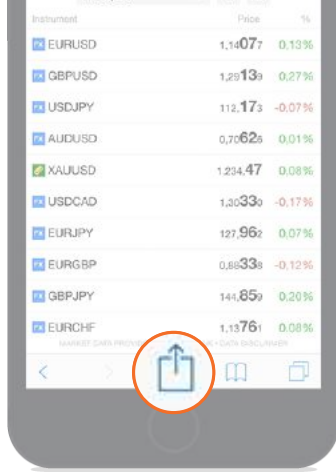
 tradeapp.nbwm.nl/login/en
 tradeapp.nbwm.nl/login/de
 tradeapp.nbwm.nl/login/nl



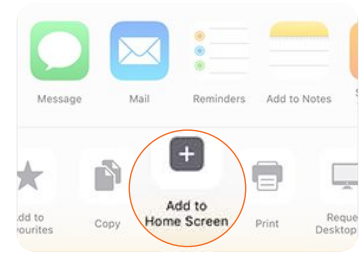
2. You will be prompted to enter a one-time password provided by NBWM and create a new personalized one for future use.

3. Click "OK" and you will enter our trading platform *Trader*.






4. Click on  and select **Add to Home Screen**.

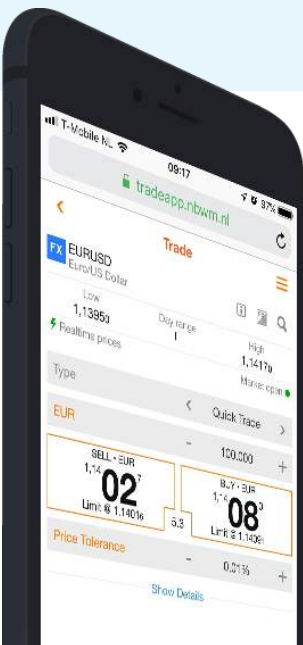
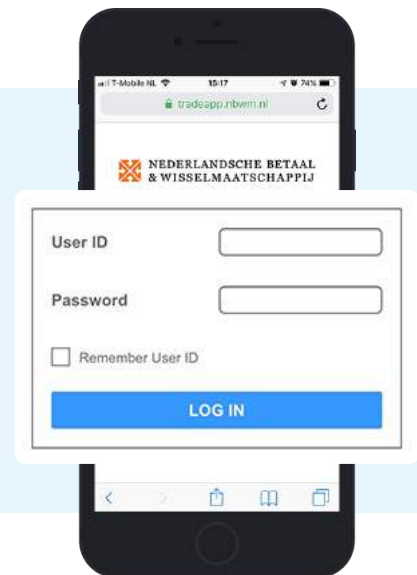


5. Add a name and press “Add”.



6. Close browser and go to your home screen to open app.

7. For security purposes you will need to log in with user ID and new password to complete the process.



8. You are ready to trade.